



### District Report Card: 2017


<b>State:</b> Rajasthan	<b>District:</b> Dungarpur
<b>Class:</b> 8	<b>Subject:</b> Language
<b>Schools:</b> 50	<b>Students:</b> 1290


### Participation/Coverage


#### Students

<div>GENDER</div> <div></div>	Boys		Girls	
	Number	%	Number	%
	625	48.45	665	51.55

<div>AREA</div> <div></div>	Rural		Urban	
	Number	%	Number	%
	1265	98.06	25	1.94

<div>CATEGORY</div> <div></div>	SC		ST		OBC		GEN	
	Number	%	Number	%	Number	%	Number	%
	42	3.26	1145	88.76	80	6.20	23	1.78

<div>CWSN</div> <div></div>	LD	VI	HI	S&LD	ID	Oth
	2	2	3	3	1	1

<div>Management</div> <div></div>	Government		Government-aided	
	Number	%	Number	%
	1290	100.00	0	0.00

### Average Performance of Students in Language (%)

Overall	Gender		Area		Management		Social Group			
	Male	Female	Rural	Urban	Govt.	Aided	SC	ST	OBC	GEN
63.95	64.42	63.52	64.24	49.60	63.95	0.00	62.38	64.14	64.25	56.52

### Performance on Learning Outcomes (LOs)

Learning Outcomes	Description	Average Performance(%)
L813	Read textual/non-textual materials with comprehension and identifies the details, characters, main idea and sequence of ideas and events while reading	63.95

Range of Performance of Students who Answered Correctly							
Below 30%		30% - 50%		50% - 75%		Above 75%	
Number	%	Number	%	Number	%	Number	%
98	7.60	214	16.59	576	44.65	402	31.16

### Lowest Performing Learning Outcomes (LOs)

1 - Read textual/non-textual materials with comprehension and identifies the details, characters, main idea and sequence of ideas and events while reading (63.95)